



Ihr Ansprechpartner /
Your Partner:

dataTec AG
E-Mail: info@datatec.eu
>>> www.datatec.eu

Mess- und Prüftechnik. Die Experten.

EVO HIGH VOLTAGE POWER SUPPLY

Output Voltage up to 20 kV DC



High Voltage Power Supplies of the EVO Series are the New Generation of DC Power Supplies

Simple handling is combined with speed and high precision

The high voltage power supplies of the EVO series offer fast control at high precision. They are particularly comfortable to operate. Their compact build needs only 2U, which is extraordinary for their power density of 2 kW and 3 kW.

A microcontroller, combined with an FPGA (Field Programmable Gate Array) permits particularly precise control. This makes complete and digital control of the EVO power supplies possible.

FPGAs are used in high voltage power supplies since they permit quick signal processing and flexible adaptation to various load requirements.


The units are characterized by high performance as well as fast and precise control. The high voltage output can be reversed remotely and supplies either a positive or negative high voltage at the output.

The EVO series is also available with a floating output to enable flexible and secure integration into existing setups, that require a potential-free HV-supply.

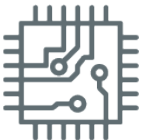
Our customers use the EVO e.g. for HV tests in the production and verification of semiconductors, for end-of-line tests and in the research and development environment.

EVO-Series Highlights

- Voltage: up to 20 kV DC
- Power: 500 W, 2 kW, 3 kW
- Current: up to 2 A
- Polarity: electrical reversible, floating
- Full digital regulation
- Wide range AC input, singlephase
- Ethernet and RS232 on board
- Usable as 19" rack-mount or benchtop device with integrated adapter



Typical Applications



Semiconductor tests /
manufacturing



Solarmodule
tests



HV
tests



E-mobility
tests



Coating
processes

EVO HIGH VOLTAGE POWER SUPPLY

Technical Data

General

Function	Digitally regulated DC high voltage power supply
Input voltage	230 V $\pm 10\%$ (3 kW version) 187 V – 253 V (2 kW version) Active power factor correction Mains socket on rear side (IEC 60320 Type C20)
Input frequency	47 ... 63 Hz
Input current	type-dependent (max. 16 A)
Operating temp.	0 °C ... 40 °C

Displays

- Colored 3.5" TFT screen with LED backlight
- Just 3 buttons for full manual control
- Menu navigation by clear structure and sub menus
- Configurable code protection for sub menus
- Error and event monitoring including time tags (actual and shadow)

Output

Discharge time (without load)	<60 s (type-dependent)
Output voltage	reversible polarity, positive or negative (connected to earth), floating (potential-free)
Output socket	Female Heinzinger HV connector on rear side

Digital Interface for remote control

- Ethernet and RS232
- SCPI command set

Enclosure

Design	19" rack-mount or benchtop device with integrated adapter
Height	2U (89 mm)
Depth	500 mm
Weight	approx. 12.5 kg

Voltage stabilization

Setting range (approx.)	0.01 % to 100 % U_{nom}
Setting accuracy (manual operation)	16 bit
Line regulation (at $\pm 10\%$ mains voltage change)	$< \pm 0.01\% U_{nom}$
Load regulation (on load step from 10 % to 90 %)	$\leq 0.05\% U_{nom}$
Response time (on load current change from deviation 0 to 100 %)	<1 ms to 0.1 % U_{nom}
Stability (under constant conditions)	$\leq 0.01\% U_{nom}$ over 8 h
Temperature coefficient	$\leq 0.01\% U_{nom} / K$
Ripple	$\leq 0.01\% U_{nom} \pm 100$ mV

Current stabilization

Setting range (approx.)	0.01 % to 100 % I_{nom}
Setting accuracy (manual operation)	16 bit
Line regulation (at $\pm 10\%$ mains voltage change)	$< \pm 0.01\% I_{nom}$
Load regulation (on load step from 0 to 100 %)	$\leq 0.05\% I_{nom}$
Response time (on load current change from deviation 0 to 100 %)	<1 ms to 0.1 % I_{nom}
Stability (under constant conditions)	$\leq 0.01\% I_{nom}$ over 8 h
Temperature coefficient	$\leq 0.01\% I_{nom} / K$
Ripple (< 20 kV)	$\leq 0.01\% I_{nom} \pm 100$ mA
Ripple (≥ 20 kV)	$\leq 0.02\% I_{nom} \pm 0,5$ mA

Scope of supply

- Heinzinger EVO HV unit according to type description
- Male Heinzinger HV plug with 3 m HV Cable
- Rubber feet for benchtop application
- Power cable 1.5 m, with CEE7 connector on grid and terminal block for I/O plug

Accessories / Options:

EVO ramp control

This option facilitates controlled upward and downward regulation with an adjustable gradient. The adjustable range lies between 1 V/s and 10 U_{nom} V/s. This option can be retrofitted.

EVO ARC detection

This option facilitates the detection of flashovers in the output voltage, which the device can report, and also switches off the output voltage if desired.


Product Summary EVO

Type	Power (W)	Voltage (V)	Current (mA)	Height (U)	Rack Depth (mm)	Weight (kg)	Part number
EVO 1500 - 1400 flo	2,000	1,500	1,400	2	500	12.5	00.210.113.4
EVO 1500 - 1400		1,500	1,400				00.210.113.x ^{*1}
EVO 5000 - 400		5,000	400				00.210.143.x ^{*1}
EVO 10000 - 200		10,000	200				00.210.163.x ^{*1}
EVO 1500 - 2000	3,000	1,500	2,000				00.210.114.x ^{*1}
EVO 5000 - 600		5,000	600				00.210.144.x ^{*1}
EVO 10000 - 300		10,000	300				00.210.164.x ^{*1}
EVO 20000 - 25		500	20,000			25	14.5

*¹ Available with positive (...1), negative (...9), as well as reversible (...5) polarity

*² Available with positive (...1) or negative (...9) polarity

Technical Drawing



Mess- und Prüftechnik. Die Experten.

**Ihr Ansprechpartner /
Your Partner:**

dataTec AG

E-Mail: info@datatec.eu

>>> www.datatec.eu