

I/V SEMICONDUCTOR CHARACTERISTIC CURVES WITH ROHDE & SCHWARZ SWEEP TOOL

The sweep tool has several R&S®NGU source measure unit functions for characterizing semiconductors.



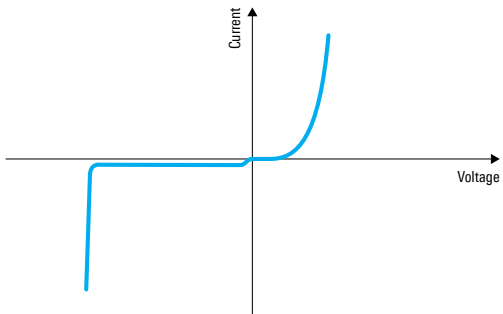
Your task

Semiconductor technologies such as diodes, light-emitting diodes (LED) and solar cells are constantly advancing. Understanding semiconductor characteristics is crucial. Combining current (I) and voltage (V) in an I/V curve is a common tool for determining the key properties of components or devices in an electronic circuit. Since there are many electronic devices, an endless number of parameters can be represented in an I/V curve. The following looks at three examples

Diode I/V curve

Diodes only allow current to flow in one direction. The flow is represented as a nonlinear I/V curve that reflects semiconductor PN junctions.

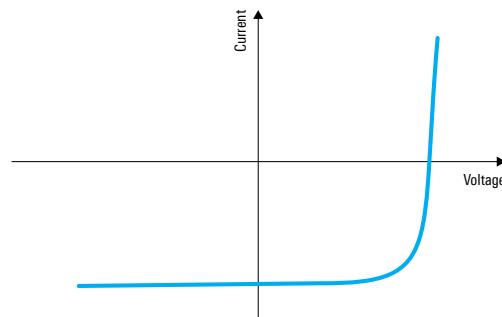
Zener diode I/V curve



Solar cell I/V curve

Solar cells use sunlight to produce electricity. In the dark, a solar cell is basically a diode. A solar cell I/V curve on a sunny day reveals important properties, such as the maximum power point, open circuit voltage and short circuit current.

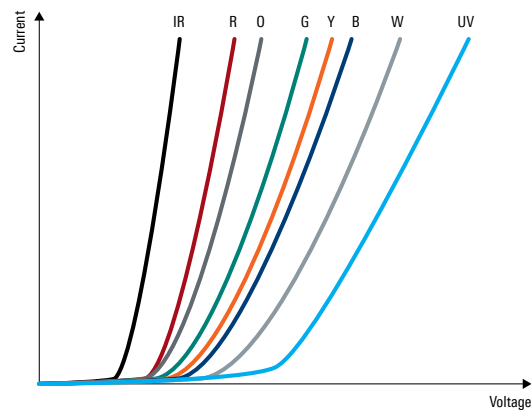
Solar cell I/V curve



LED I/V curve

LEDs are diodes with PN junctions. The I/V curve for an LED is similar to a diode but with other valuable information about the impact of the forward voltage energy gaps and semiconductors on LED color.

LEDs I/V curves



Application Card | Version 01.00

ROHDE & SCHWARZ

Make ideas real

dataTec

Mess- und Prüftechnik. Die Experten.

**Ihr Ansprechpartner /
Your Partner:**

dataTec AG

E-Mail: info@datatec.eu

>>> www.datatec.eu



Rohde & Schwarz solution

R&S®NGU401/NGU201 source measure units can precisely measure current from the submicroampere to ampere range. A sweep tool provides source measure units and generates a voltage or current sweep with the arbitrary instrument function. Every 2 μs the SMU fast logging feature captures voltage and current values for each sweep step and plots the results in an I/V curve.

Cursors and multitrace

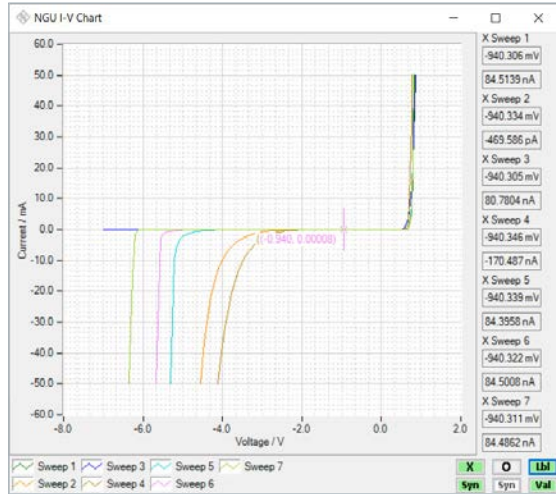
The plotted I/V chart has two cursors (X and O) per trace. The chart can have a maximum of 10 traces with different colors and cursors. Labels can be enabled and disabled next to each cursor, which is handy when moving a cursor along a trace to read the values. Cursor x and y values can also be read with the value strip on the right edge of the chart that also displays the x and y values from both cursors on all traces.

Configurable timing

The arbitrary function (QuickArb) in Rohde&Schwarz DC power supplies can specify variable source voltage and current settings as a function of time. Value pairs of voltage and current are stored together with a dwell time.

Timing configurations can be set with the sweep tab, including the settling time for the sweep step, the pre-delay and aperture. Time resolution can also be set to determine the fast logging sample rate for an acquisition.

I/V chart of sweep tool



Hum suppression

Hum noise can be suppressed when a low terminal is grounded. The R&S®NGU comes with a convenient jumper to connect the second low force terminal and ground terminal to the front panel. A sweep tool option can synchronize the acquisition time to an entire multiple of the mains frequency to further reduce hum in the results.

Summary

Measurement timing configuration

The R&S®NGU source measure units are an accurate and easy-to-use solution to precisely measure, log and analyze electrical characteristics. The sweep tool, arbitrary function and fast logging let the R&S®NGU to run precise I/V sweeps. The sweep tool can also be used with DC power supplies (R&S®NGM201/NGM202).

See also

<http://www.rohde-schwarz.com/appnote/1GP129>
<https://www.rohde-schwarz.com/powersupplies>



Ihr Ansprechpartner /
Your Partner:

dataTec AG
E-Mail: info@datatec.eu
>>> www.datatec.eu

Mess- und Prüftechnik. Die Experten.

Designation	Type	Order No.
Two-quadrant source measure unit	R&S®NGU201	3639.3763.02
Four-quadrant source measure unit	R&S®NGU401	3639.3763.03

Rohde & Schwarz GmbH & Co. KG
www.rohde-schwarz.com

Rohde & Schwarz training
www.training.rohde-schwarz.com
Rohde & Schwarz customer support
www.rohde-schwarz.com/support

R&S® is a registered trademark of Rohde & Schwarz GmbH & Co. KG
Trade names are trademarks of the owners
PD 3684.0276.92 | Version 01.00 | April 2023 (st)
I/V semiconductor characteristic curves with Rohde & Schwarz sweep tool
Data without tolerance limits is not binding | Subject to change
© 2023 Rohde & Schwarz GmbH & Co. KG | 81671 Munich, Germany

